

BazePort

Release Notes

BazePort 6

Document number: BP-01-PRS-060

Revision 1.0

August 22nd 2015



CONTENT

1	SOFTWARE VERSION HISTORY	3
1.1	TRADEMARKS	3
1.2	DISCLAIMERS	3
1.3	WARRANTIES.....	3
2	PURPOSE OF THIS DOCUMENT	4
2.1	CONVENTIONS.....	4
3	ABOUT THIS RELEASE.....	5
3.1	WHO CAN UPGRADE?	5
3.2	THANK YOU	5
4	BAZEPORT 6 NEWS AND ENHANCEMENTS.....	6
4.1	UPDATED USER INTERFACE	7
4.2	FAVOURITES MENU.....	7
4.3	INFO CHANNELS	8
4.4	PUBLISH RECORDINGS TO SERVER	9
4.5	SORT BY LETTER.....	10
4.6	SPLIT SCREEN CCTV	10
5	BAZEPORT MANAGEMENT STUDIO	11
5.1	CLOUD APPLICATIONS	13
6	NEW BAZEPORT HARDWARE	14
7	HARDWARE COMPABILITY.....	15
8	UPGRADE INFORMATION.....	15
9	USER MANUALS	15
10	DOCUMENTS COMMENTS	15

1 SOFTWARE VERSION HISTORY

Status	Software version	Type	Release date
Current version	6.0	Main release	Aug. 22 nd 2015
Previous version	5.2	Update	Nov. 28 th 2014
Previous version	5.1	Update	March 3 rd 2014
Previous version	5.0	Main release	Sept. 23 rd 2013
Previous version	4.6	Software/Customer	Nov. 1 st 2011
Previous version	4.5	Main release	June 1 st 2011
Previous version	4.2	Software/Customer	March 1 st 2011
Previous version	4.1	Software/Customer	Nov. 15 th 2010
Previous version	4.01	Software/Customer	Oct. 6 th 2010
Previous version	4.0	Main release	Sept. 7 th 2010

1.1 TRADEMARKS

BazePort ® is a registered trademark owned by Baze technology AS. Baze Technology AS owns or controls a variety of registered and unregistered product names, trade names, trademarks, service names, and service marks in the United States, Norway China and in other countries of the world.

1.2 DISCLAIMERS

Baze Technology accepts no liability for the content of this document, or for the consequences of any actions taken on the basis of the information provided, unless that information is subsequently confirmed in writing. If you are not the intended recipient you are notified that disclosing, copying, distributing or taking any action in reliance on the contents of this information is strictly prohibited. Issued by Baze Technology AS, Moen 15, 3948 Porsgrunn. Postal address: PO Box 1124, NO-3905 Porsgrunn, Norway p: + 47 94 800 600, f: +47 35 10 54 99, e:baze@bazetechnology.com, NO 991 658 920

1.3 WARRANTIES

In no event shall Baze Technology AS be liable for any special, direct, indirect or consequential damages or any damages whatsoever resulting from loss of use, data or profits, whether in an action of contract, negligence or other tortious action, arising out of or in connection with the use or performance of hardware, software or documents, provision of or failure to provide services.

2 PURPOSE OF THIS DOCUMENT

This is the release notes for BazePort Infotainment System version 6
Containing detailed information on news and updates for the BazePort software.

2.1 CONVENTIONS


The following symbols are used in this document:



This symbol indicates important information

Bold


Bold text indicates name of parameters, files and other configuration items.


 It is always recommended that one thoroughly review these Release Notes prior to the installation or upgrade of this product.


3 ABOUT THIS RELEASE

With this release, BazePort Infotainment System owners will experience several all-new features, new and crisper look, faster navigation and an all-new BazePort Management Studio. With BazePort 6 a new range of Set-Top boxes and a new remote control are also released.

As always, there are a lot of new performance enhancements and under the hood improvements as well. All changes, enhancements and bug fixes are tested and ready for deployment.


 For all users already running BazePort version 5. This upgrade does not need a redeploy of the CT unit. After the upgrade has been downloaded and installed on the server (please read Management Studio – Live Update manual) it will deploy itself silently. Meaning upgrades are done when CT units are booted, go idle, or after user answers Yes to receive the update.

 However, upgrades from BazePort version 3.x and 4.x. to 6 should not be performed before consulting your system administrator, BazePort support provider, or the vendor Baze Technology. If you do not know the status of your current BazePort support agreement please inquire by sending an email to: support@bazeport.com.

 All relevant BazePort documentation has been updated accordingly. If you need a copy, please send a request to info@bazeport.com

3.1 WHO CAN UPGRADE?

Anyone running BazePort Infotainment System version 3.x , 4.x or 5.x and holds a valid **BazePort Support and Software Upgrade Agreement (SLA)**, or a **BazePort Service Agreement** are entitled to this upgrade, as this is part of our product development commitment.

 If you do not have such an agreement and are interested in upgrading your current BazePort Installation please contact us via email info@bazeport.com for more information on how to.

It is always recommended that you run the latest software release for best performance and experience.

3.2 THANK YOU

Development of new software releases is our commitment to our clients. Owning a BazePort system gives you the opportunity to always update to the latest version. This is our commitment in the BazePort Support and Software Upgrade Agreement (SLA) and Baze Service Agreement.

We send our thanks to our Customers that contribute through these agreements, and also to BazePort users, partners and highly skilled employees that have contributed in the making of BazePort Infotainment version 6

Please continue to let us know your opinion about our software and services. This way we can continue our work towards our continuing goal *BazePort – making crew happy!*

Thank you!

4 BAZEPORT 6 NEWS AND ENHANCEMENTS

SUMMARY:

BazePort Client

- New, fresher and crisper looks
- New feature: Favourites Menu
 - Instant access to all your favourite applications
- Info Channels
- Push recordings to server
- Split screen view for CCTV
- Faster navigation throughout the user interface
- Jump through content by first letter
- Various under-the-hood fixes and improvements

BazePort Management Studio

- Rewritten from ground up
- Runs on any device
- Various improvements in all pages and applications
- New page: Server Status – Get an overview of resource usage and server health
- Same web application available from Internet and/or intranet (local BazePort server)
- Two-way synchronization of content and files between local server and cloud server
- New sections:
 - Configure
 - Publish
 - Play
 - Statistics

BazePort Hardware

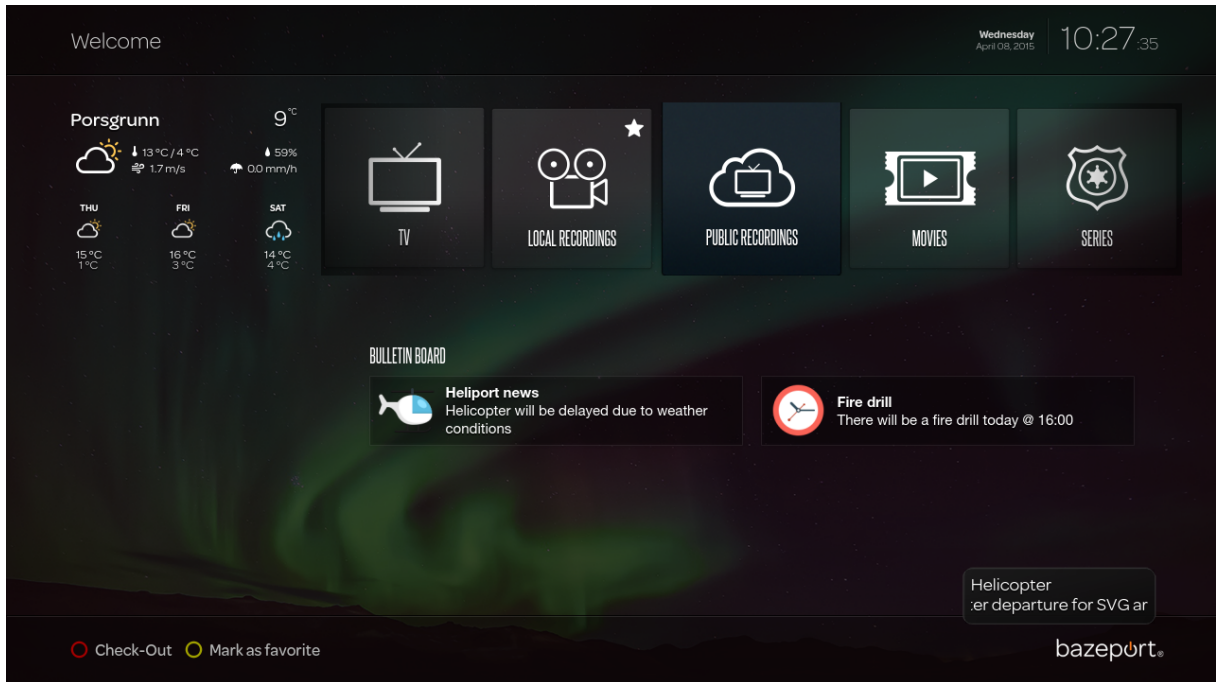
- New CT-series
- New and improved Remote Control Unit



All applications and features are explained in detailed in the BazePort User manual and BazePort Functional Description document

4.1 UPDATED USER INTERFACE

With BazePort 6 comes an updated beautiful user interface in HD. The upgrade from 5 will be visible through a sharper look, and new icons. Special attention has been given to achieve faster navigation throughout the system.



4.2 FAVOURITES MENU

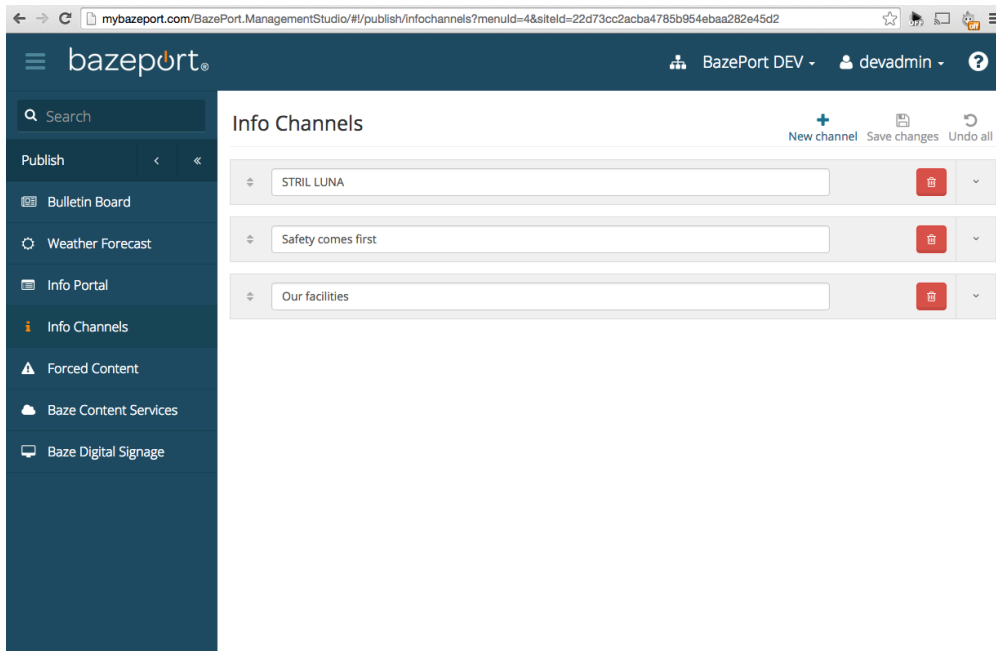
The new Favourite menu makes your most used applications available instantly. You can mark applications as Favourites and have them available through the new Quick menu, using one touch on the remote.



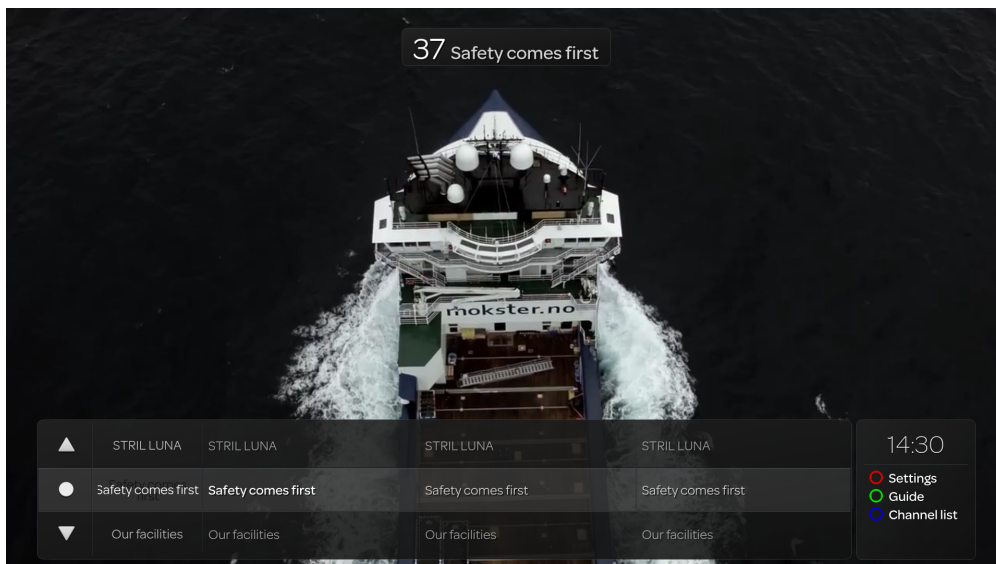
A new menu (right side of the screen) with your favourites applications is available with BazePort 6.

4.3 INFO CHANNELS

Finally there is a way for you to create your own TV channels. In the brand new BazePort Management Studio you can now publish film content that will play out as TV channels. You can publish one or several films in the same Info Channel. And of course make as many such channels as needed. There is no longer need for any extra hardware to be installed to make special corporate, safety or training channels, info channels solves this. This feature is also available in the new Cloud service, so no need to be logged on to the BazePort network to publish.



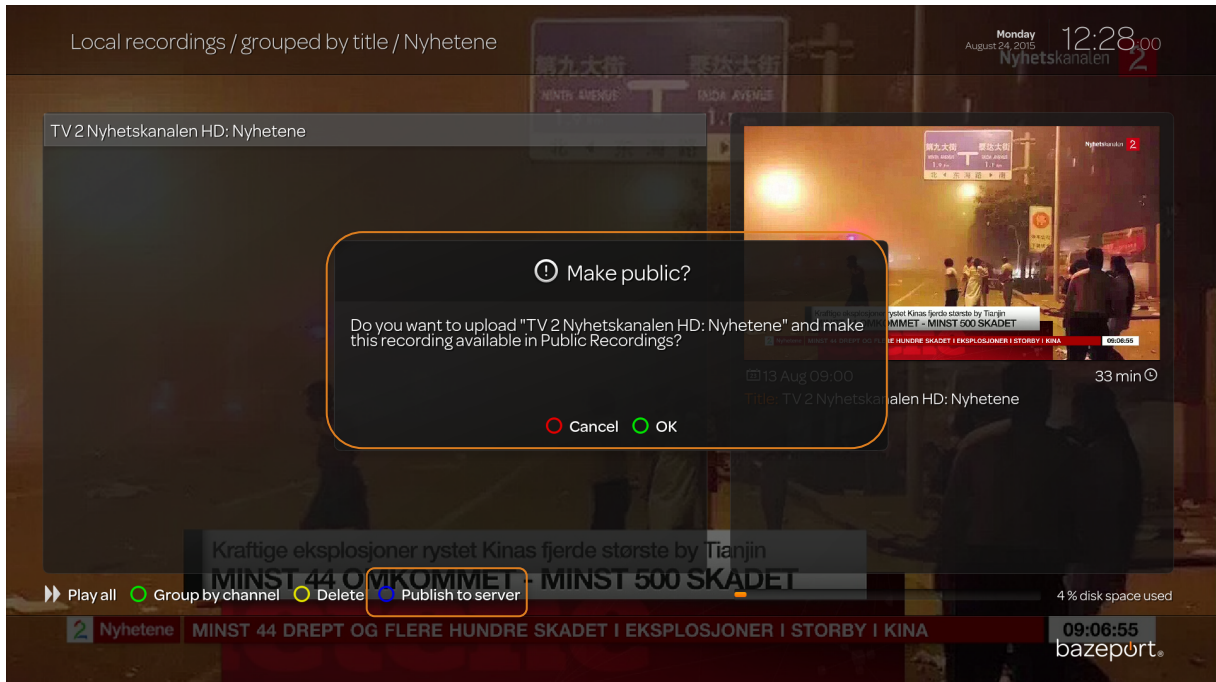
Use Management Studio to publish a new Info Channel



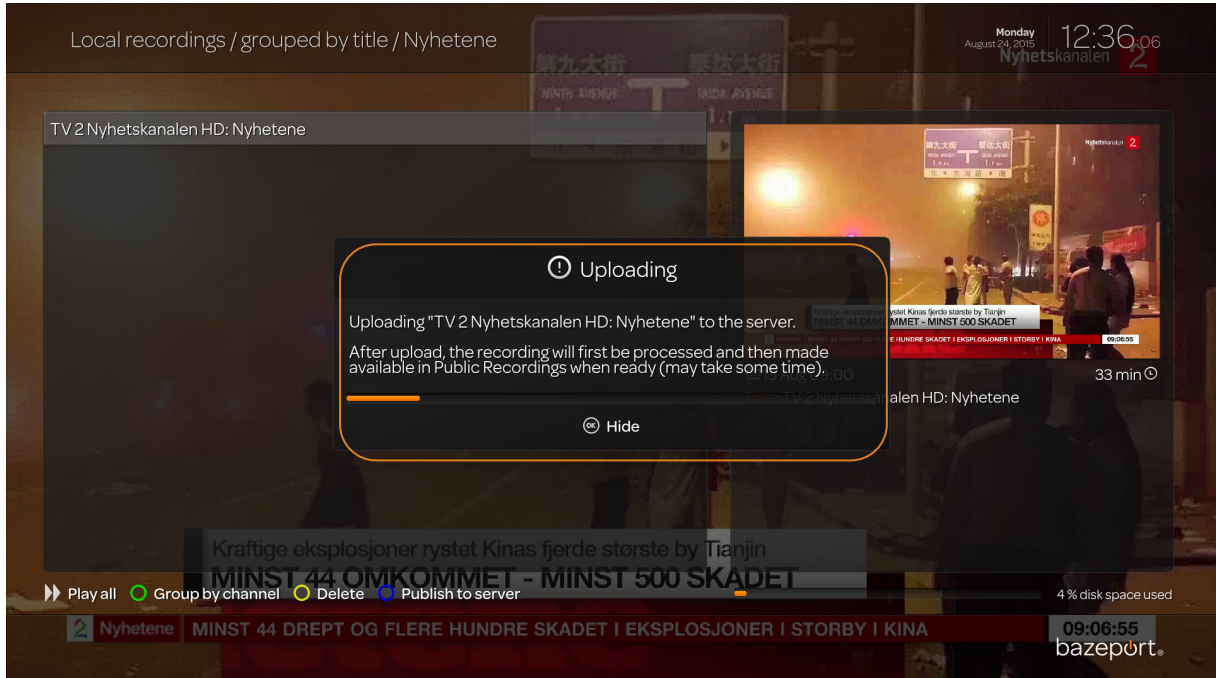
BazePort users will find your film as part of the TV channel setup.

4.4 PUBLISH RECORDINGS TO SERVER

BazePort 6 introduces the option for a Super User to share his TV recording with other BazePort users. By the touch of a button on the remote control, recorded content is uploaded to the server, and then available for all others in the Public recording library.



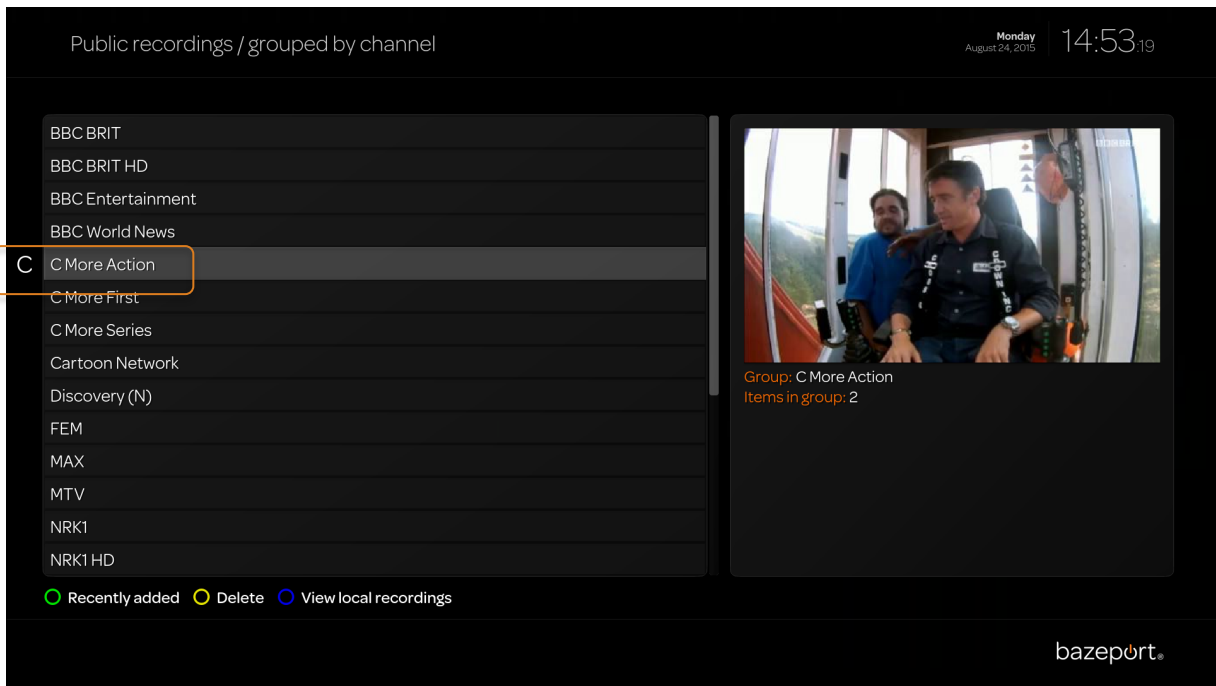
Locate your recording and choose to publish to server; Make public.



After upload, the recording will be available for all in the Public recording (PVR) section.


4.5 SORT BY LETTER

A new and useful feature for any archive with an extensive amount of content is the ability to sort content using first letter. This is done using the number pad on the remote control.



4.6 SPLIT SCREEN CCTV

The CCTV application can now also be viewed in split screen mode, allowing up to 16 cameras displayed simultaneously.



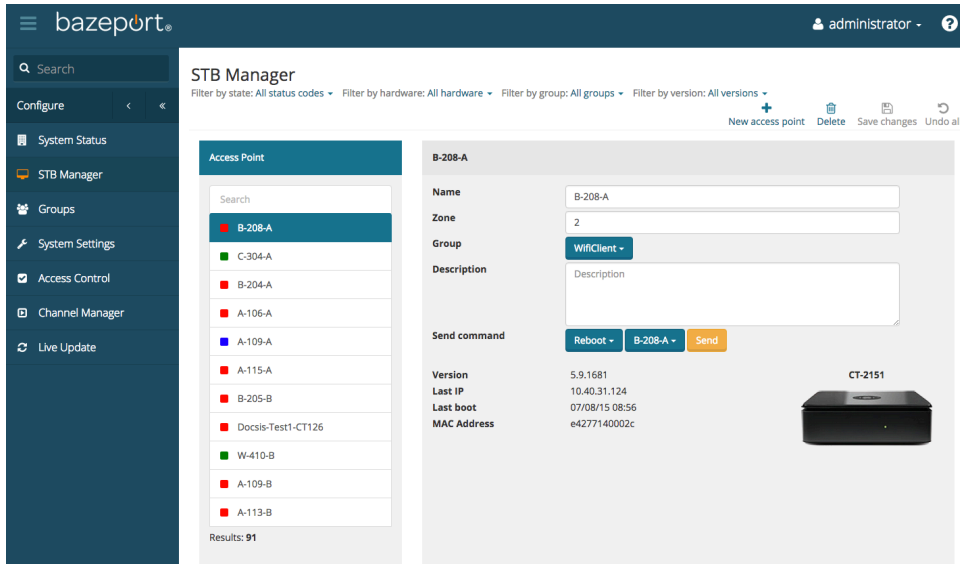
Split screen view with 9 cameras.

5 BAZEPOR MANAGEMENT STUDIO

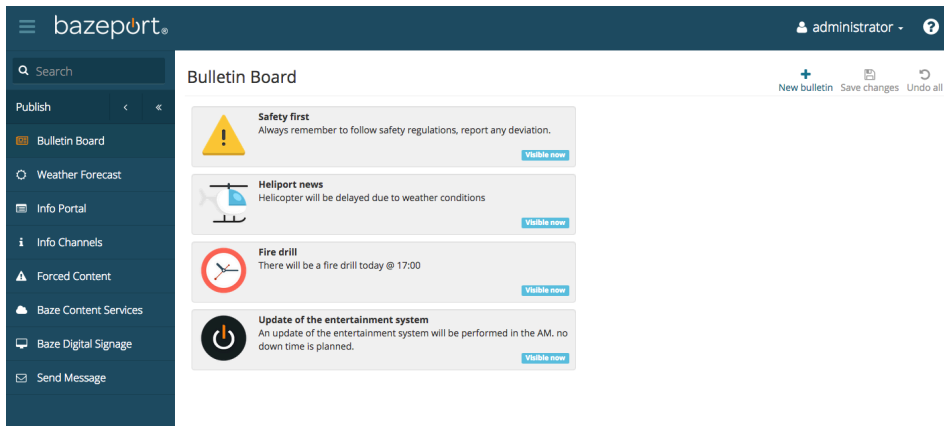
For the BazePort Management Studio there has been a total makeover. The application interface is upgraded for us on any device (PCs, Pads and Smart phones), new applications have been added and applications used for content publishing are now even available as cloud applications. This allows you to publish content on to your BazePort installation from anywhere and anytime as long as you are connected to the Internet.

The BazePort Management Studio is now divided into four sections, Configure, Publish, Play and Statistics.

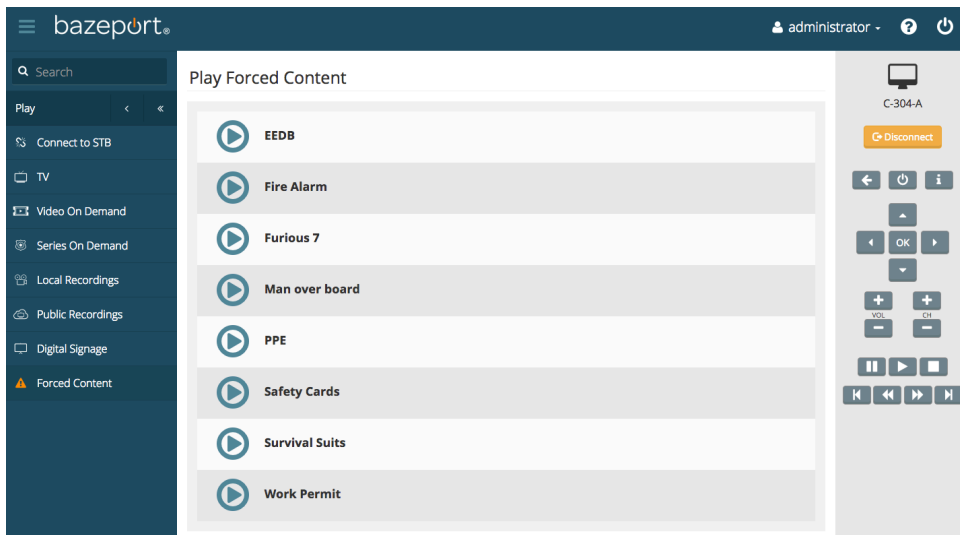




Configure your BazePort system using the BazePort Management Studio



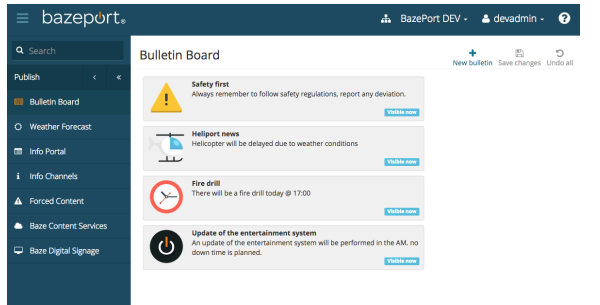
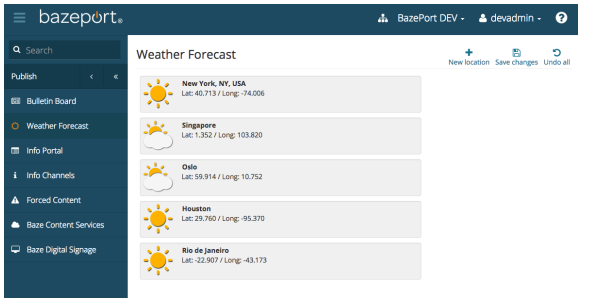
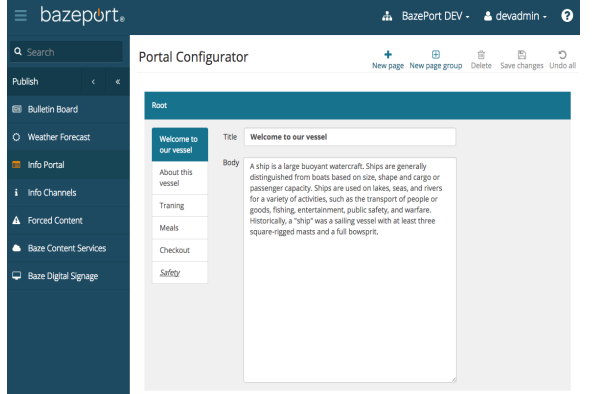
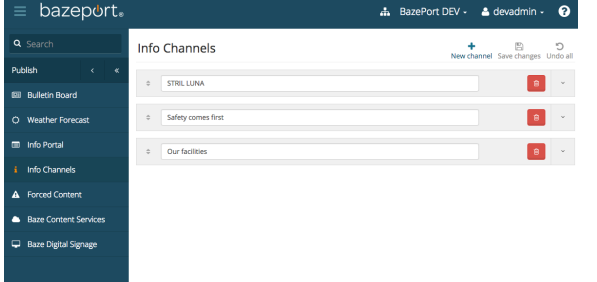
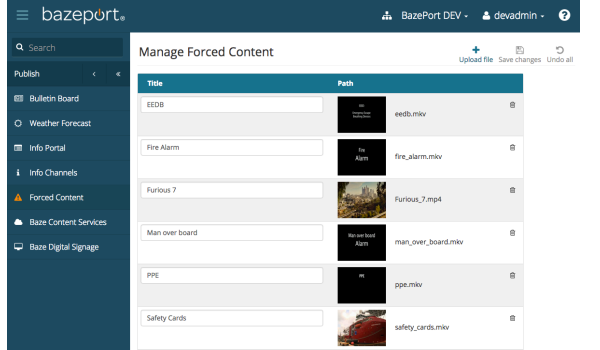
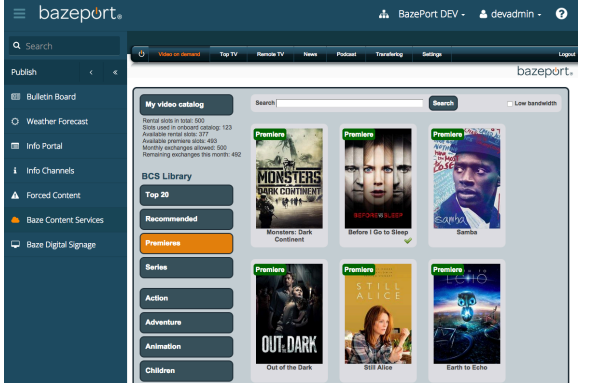
Publish content to the Infotainment system using the publish applications.



Take remotely control over any BazePort unit using the different Play applications.

5.1 CLOUD APPLICATIONS

Parts of the new BazePort Management Studio is now even available as a cloud service, BazePort Publish. There is no longer a need to be connected to the BazePort network via VPN. An Internet connection is all you need. It has never been easier.

 <p>Update and create new Bulletins.</p>	 <p>Update Weather Forecast widgets.</p>
 <p>Build your passenger / Crew Portal.</p>	 <p>New with BazePort 6 is the powerful Info Channels, where you create your own TV channels, from anywhere.</p>
 <p>Manage your forced content.</p>	 <p>Access your Content Services from within the BazePort Publish application.</p>

This is just a small portion of the BazePort Management Studio and the new cloud service. Please study the user manual and functionality description document.

6 NEW BAZEPORT HARDWARE

The BazePort 6 version also introduces new hardware. Two new Set-Top boxes (STB), and a new remote control.

The new STB series, CT-2151 and CT-2152 are our new entry-level models, built on STB technology. Please see the product sheets for the in depth model description.



The CT-2152 HDD STB



The small CT-2151



The new BazePort remote control.

7 HARDWARE COMPABILITY

BazePort Infotainment version 6 can be used by the following BazePort units, CT-114, CT-113 (Veriton, 3600, 3700), CT-125 (Intel and AMD version) CT-126, CT-128, CT-2151 and CT-2152 HDD.

! CT-116 touch screen “all in one model “can also use the BazePort 6 version, however without the touchscreen facility available. BazePort 6 requires use of remote control.

! CT-114 and CT-2151 will work with BazePort 6, but without PVR functionality, as CT-114 and CT-2151 has no HDD for this purpose.

8 UPGRADE INFORMATION

All BazePort 3.x , 4.x and 5.x installations with a valid **BazePort Service Agreement** or **BazePort Support and Software Upgrade Agreement** are eligible for a free upgrade. No updates are being done without client appointment. BazePort 6 will be available for download via the Live Update section in BazePort Management Studio.

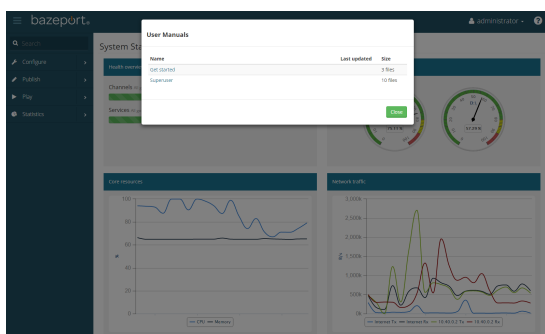
! No redeploy is needed for upgrade to BazePort 6, when already on the BazePort 5.X version. BazePort 3.x and 4.x users should contact BazePort Support (support@bazeport.com) before an attempt to upgrade.

When the upgrade is applied on the server (via Management Studio - Live Update), the upgrade will deploy itself, either silently when CT units go idle, or by user when asked to accept upgrade.

! It is always recommended that one thoroughly review these Release Notes prior to the installation or upgrade of this product

9 USER MANUALS

Note that all user manuals for BazePort 6 are now available in the BazePort Management Studio. Select the question mark icon on the upper right of the application.



You can also download the BazePort 6 user manuals from here:

<https://bazetechnology.box.com/BazePort6-usermanuals>

10 DOCUMENTS COMMENTS

If you have any comments to this document, please email them to support@bazeport.com. Please include document title and version number.



CONFIDENTIALITY STATEMENT AND DISCLAIMER

This document contains Baze Technology AS confidential and proprietary information and is supplied to allow the customer to make an evaluation of BazePort product or service. This document (including any part) is not to be disclosed or transferred outside the customer's organisation without prior written consent from a duly authorised Baze Technology AS representative.