

BazePort

Release Notes

BazePort 6.7

Document number BP-01-PRS-067

Revision 1

Release version BP 6.7

26.08.2018

1	SOFTWARE VERSION HISTORY	3
1.1	TRADEMARKS	3
1.2	DISCLAIMERS.....	3
1.3	WARRANTIES.....	3
2	PURPOSE OF THIS DOCUMENT	4
2.1	CONVENTIONS.....	4
3	USER MANUALS	4
4	ABOUT THIS RELEASE	5
4.1	THANK YOU	5
4.2	WHO CAN UPGRADE?	6
5	SUMMARY BAZEPORT 6.7 NEWS AND ENHANCEMENTS	6
6	CATCH-UP TV	7
7	TIME SHIFT *	8
7.1	CATCH-UP SETTINGS	9
8	BAZEPORT IPTV SERVER 500 SERIES	9
9	BAZEPORT MANAGEMENT STUDIO	10
10	HARDWARE COMPABILITY	11
11	UPGRADE INFORMATION.....	11
12	USER MANUALS	11
13	DOCUMENTS COMMENTS	11

1 SOFTWARE VERSION HISTORY

Revision	Status	Date	Description, Software version	Writer	Controller	Approver
	A	07.09.2010	BP 4.0			
	A	06.10.2010	BP 4.1			
	A	15.11.2010	BP 4.2			
	A	01.03.2011	BP 4.5			
	A	01.06.2011	BP 4.6			
	A	23.09.2013	BP 5.0	TR	VEW	TR
	A	03.03.2014	BP 5.1	TR	VEW	TR
	A	28.11.2014	BP 5.2	TR	VEW	TR
1.0	A	22.08.2015	BP 6.0	TR		GHK
2	A	26.08.2018	BP 6.5	TR	VEW	GHK
2	A	09.12.2016	BP 6.6	TR	KNG	TR
3	A	01.05.2018	BP 6.7	TR	AH	TR

1.1 TRADEMARKS

BazePort ® is a registered trademark owned by Baze Technology AS. Baze Technology AS owns or controls a variety of registered and unregistered product names, trade names, trademarks, service names, and service marks in the United States, Norway, China and in other countries of the world.

1.2 DISCLAIMERS

Baze Technology accepts no liability for the content of this document, or for the consequences of any actions taken on the basis of the information provided, unless that information is subsequently confirmed in writing. If you are not the intended recipient you are notified that disclosing, copying, distributing or taking any action in reliance on the contents of this information is strictly prohibited. Issued by Baze Technology AS, Moen 15, 3948 Porsgrunn. Postal address: PO Box 1124, NO-3905 Porsgrunn, Norway p: + 47 94 800 600, f: +47 35 10 54 99, e: sales@bazetechnology.com, NO 991 658 920

1.3 WARRANTIES

In no event shall Baze Technology AS be liable for any special, direct, indirect or consequential damages or any damages whatsoever resulting from loss of use, data or profits, whether in an action of contract, negligence or other tortious action, arising out of or in connection with the use or performance of hardware, software or documents, provision of or failure to provide services.

2 PURPOSE OF THIS DOCUMENT

This is the release notes for BazePort Infotainment System version 6.7, containing detailed information on news and updates for the BazePort Infotainment software. It also includes new BazePort hardware.

2.1 CONVENTIONS

The following symbols are used in this document:



This symbol indicates important information

Bold

Bold text indicates name of parameters, files and other configuration items.



It is always recommended that one thoroughly review these Release Notes prior to the installation or upgrade of this product.

3 USER MANUALS

Please download updated user manuals via this link: <https://bazetechnology.box.com/v/BazePort67>

4 ABOUT THIS RELEASE

The keywords for the version 6.7 release of the BazePort Infotainment System is Catch-Up and Time Shift for Live TV, BazePort Web app for handhelds (BYOD), advanced visibility planner for info channels and a new and powerful BazePort IPTV server with optional transcoder and Video Storage with professional DRM.

As always, there is a lot of new performance enhancements and under the hood improvements as well. All changes, enhancements and bug fixes are tested and ready for deployment.

The BazePort 6.7 release is implemented for our clients over the air. No downtime, no planning or no on-site installs needed.



For all users already running BazePort version 5 or 6, this upgrade does not require a redeploy of the CT unit (Set-Top box). After the upgrade has been downloaded and installed on your BazePort server (please read the user manual for BazePort Management Studio – Configure for details on how to upgrade BazePort on the server) it will deploy itself silently. This means upgrades are done when CT units are booted, go idle, or after the end-users confirmation to receive the update.



Upgrades from BazePort version 3.x and 4.x. to 6.7 should not be performed before consulting your system administrator, BazePort support provider, or the vendor Baze Technology. If you do not know the status of your current BazePort support agreement please inquire by sending an email to: **support@bazeport.com**.



All relevant BazePort documentation has been updated accordingly. If you need a copy, please send a request to support@bazeport.com

4.1 THANK YOU

Development of new BazePort software versions is our commitment to you. Owning a BazePort system gives you the opportunity to always upgrade to the latest version, this is our commitment part of the Baze Service Agreement (BSA).

We send our thanks to our Customers that contribute through these agreements, and also to BazePort users, partners and highly skilled employees that have contributed in the making of the BazePort Infotainment System version 6.7. We are indeed proud of this release and hope you'll appreciate and benefit from it. It is made for you.

Please continue to let us know your opinion about our software and services. You are always welcome to let us know your opinion by sending an email to support@bazeport.com

Thank you!

4.2 WHO CAN UPGRADE?

Anyone running BazePort Infotainment System version 3.x, 4.x, 5.x and 6.x and holds a valid **BazePort Service Agreement (BSA)** or **BazePort Support and/or Software Upgrade Agreement (SLA)**, are entitled to this upgrade, as this is part of our product development commitment.



If you do not have such an agreement and are interested in upgrading your current BazePort Installation, please contact us via email support@bazeport.com for more information.

It is always recommended that you run the latest software release for best performance and experience.

5 SUMMARY BAZEPORT 6.7 NEWS AND ENHANCEMENTS

BazePort Server functionality

Catch-UP TV

A shift from linear to On demand TV

- Automatically record all programs on your favourite TV-channels. Never miss a program again
- Combine with BazePort Transcoder and add thousands of hours of On demand TV

BazePort Client (End-user application)

Time-Shift

Making watching TV more convenient

- Pause Live TV, Start-over, rewinding and navigating through the duration of the current program

BazePort Management Studio

BazePort Publish

Added advanced planning features for publishing

- Set Info channel – or parts of an Info channel – to be visible e.g. at certain times of day, certain days of week and/or every other day

Hardware

New BazePort IPTV server / Content server and Transcoder

BazeSRV G5 series

- New BazePort IPTV Server, a powerful server with optional add on functionality
- Optional built-in Content Server for on demand media storage
- Optional built-in Transcoder for multi profile transcoding of live TV
- Optional built-in Web server for handhelds/BYOD units
- Optional built-in DRM server for professional content encryption

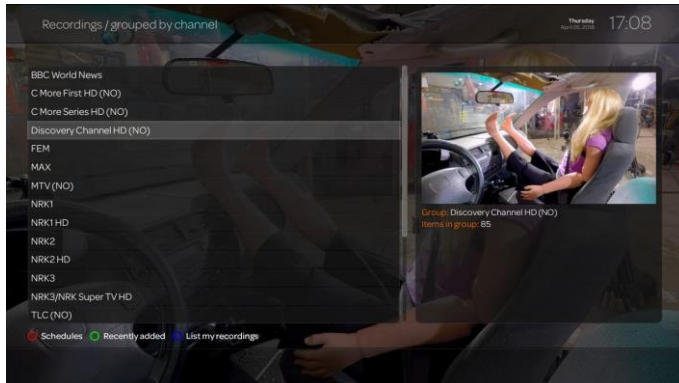
Other

- Improved and simpler navigation throughout the Recording application
- Euronews integration
- BBC world News intergration
- Various fixes and improvements under the hood

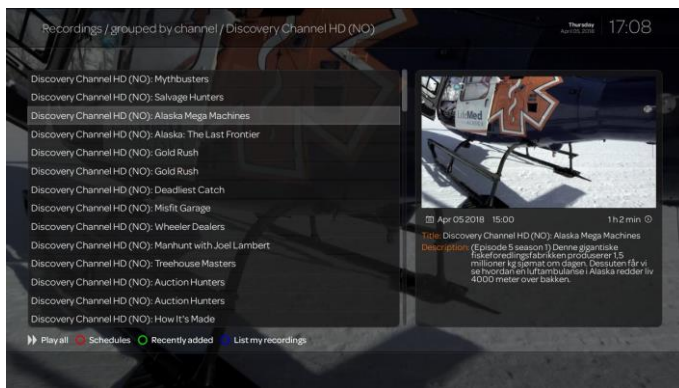
6 CATCH-UP TV

BazePort 6.7 may completely change the way you watch TV. Catch-UP TV allows you to record all programs on a set of TV channels, so you can watch them at your convenience. This functionality allows you to build a TV archive with thousands of hours of on demand TV. Please note that Content Server or NAS is required for storage. Programs are found in the Recorded TV library, or through the search function.

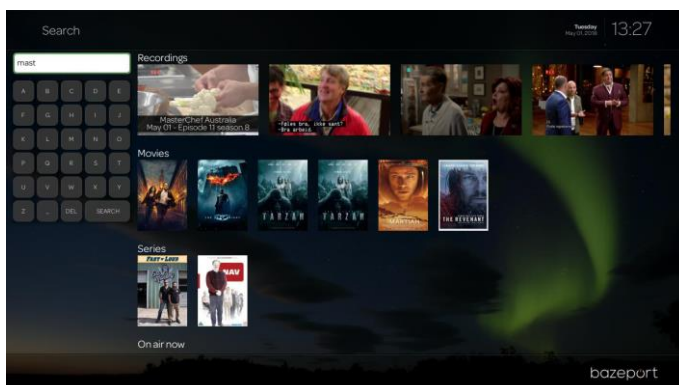
Record all programs on your favourite TV channels, select the channel in the TV archive:



By default all programs from the last 72 hours are available:



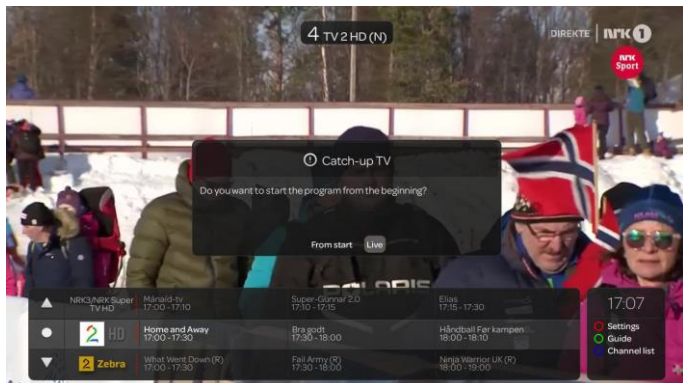
You can also search for something to watch in the search application. Below is a search for *mast* (because we want to watch Masterchef Australia):



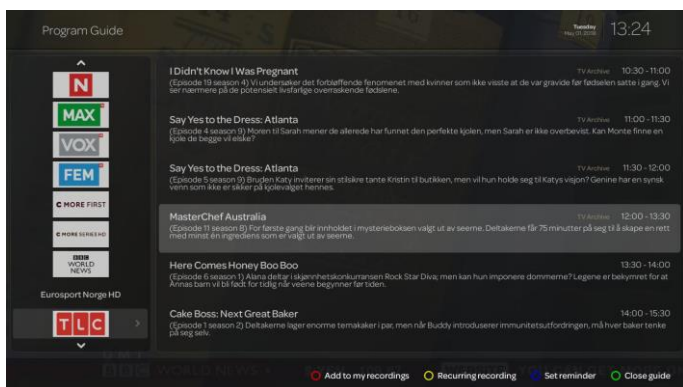
Notice how the search engine not only return replies from the TV archive, but also from movies and series, what's on air right now, and even upcoming programs. Catch-UP TV requires that you have sufficient storage for the recorded TV. If you have a NAS (network attached storage) already, this can be used for storage. However, you can always add a NAS to your BazePort IPTV installation. Ask your Bazeport contact or email using support@bazeport.com on how your system can be set up for Catch-UP TV.

7 TIME SHIFT *

Channels being used for Catch-UP are also available for Time Shift functionality. Time shift lets you choose to select a live TV-program that is already on-going, and start it from the beginning. Are you 5 minutes late for the news, or did you start watching in the midst of a program and you want to see it from the start? Time shift allows you to choose watching from start.



When browsing through the program guide (EPG), using time shift you can also go back in time and find a program already ended, and start it from the program guide directly.



*Time shift is only available on the current Set-Top box model CT-2151 and CT-2152.

7.1 CATCH-UP SETTINGS

BazePort Management Studio has been updated with new settings for the Catch up functionality.

System settings

Save changes Undo all

Region and Language			
Time zone	Europe/Oslo		
Keyboard layout	Norwegian ▼		
Registration			
Require pin when register access points	On overwrite ▼		
Pin code	1234		
Client updates			
BazePort units will check for updates every	1 hour ▼		
Remote Control			
Master pin	1234		
Power saving			
Time to standby mode when not in use **	30 min ▼		
Time to standby mode when left on TV **	4 hours ▼		
Prevent auto-standby if tethering is enabled	<table><tr><td>Yes</td><td>No</td></tr></table>	Yes	No
Yes	No		
Wake up unit on PA/GA signal (model dependent)	<table><tr><td>Yes</td><td>No</td></tr></table>	Yes	No
Yes	No		
Network PVR * / Catch-up TV *			
Number of days before auto delete one-time recordings	90 days		
Number of days before auto delete recurring recordings	30 days		
Max number of episodes to keep for TV series	10 episodes		
Seconds to record before start of program	30 seconds		
Seconds to record after end of program	180 seconds		
Default number of hours catch-up recording to save	72 hours		

On the settings page you can configure the behaviour of the Catch-UP TV functionality. This is useful to optimise your setup. E.g. you can choose number of days to keep recorded content, maximum number of episodes and numbers of hours for Catch-UP to cover. 72 hours is default.



Please note that Catch-UP TV functionality requires available storage space on your BazePort IPTV system. Normally this would be a BazePort NAS or a BazePort Content Server.

If you run 72 hours recording on one TV channel in HD quality, one single channel will require about 500GB free recording space. This is for a non-transcoded signal. To benefit fully from the new Catch-UP functionality we recommend the use of NAS or Content Server, combined with the new BazePort Transcoder (details below).

8 BAZEPORT IPTV SERVER 500 SERIES

With Bazeport 6.7 we launch a new generation of IPTV server, BazePort generation 5. The G5 server has a height of only 1RU, but still it is many times more powerful than its predecessor. It is truly versatile, as the same unit can have a range of different setups. In addition to normal IPTV server tasks, the following can be added optionally:

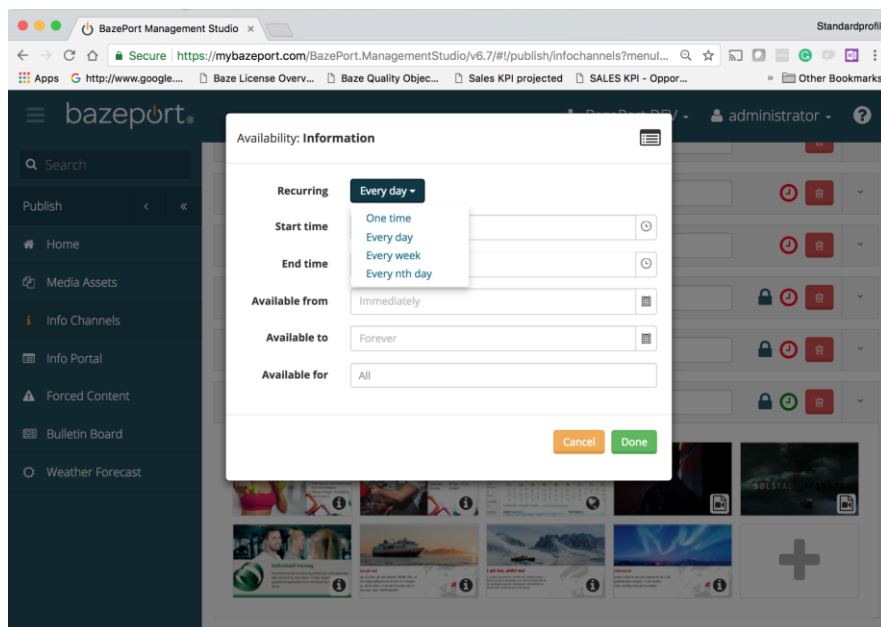
- Content Server for on demand media storage
- Transcoder for multi profile transcoding of live-TV and TV archive
- Web server for Personal Device Entertainment Device (PDE)
- DRM server for professional content encryption

See the BazePort IPTV G5 server product sheet for all details.

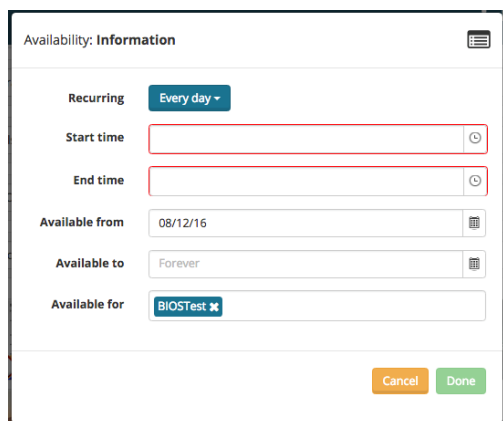
9 BAZEPORT MANAGEMENT STUDIO

As a direct response to a request from our users, Info Channels have been added with features for more advanced planning.

In the BazePort 6.7 release you can set an Info Channel and/or an Asset in the Info Channel to be displayed One time, Every day, Every week or Every nth day. Choose the Recurring option to select:



Choose Every day and select in



We urge you to read the **BazePort Publish user manual** for a total overview over the BazePort Publish tool, its many applications and features. Please also see the BazePort video tutorials:

www.bazeport.com/tutorials

This will give you the most benefit of your BazePort IPTV system.

10 HARDWARE COMPABILITY

BazePort Infotainment version 6.7 can be used by the following BazePort units, CT-114, CT-113 (Veriton, 3600, 3700), CT-125 (Intel and AMD version) CT-126, CT-128, CT-2151 and CT-2152 HDD.



CT-116 touch screen "all-in-one model "can also use the BazePort 6.7 version, however without the touchscreen facility available. BazePort 6 requires use of remote control.



CT-114 and CT-2151 will work with BazePort 6.6, but without PVR/nPVR functionality, as CT-114 and CT-2151 has no HDD for this purpose. A NAS can be added for use of this feature.

11 UPGRADE INFORMATION

All BazePort 3.x, 4.x, 5.x and 6.x installations with a valid **BazePort Service Agreement (BSA)** or **BazePort Support and Software Upgrade Agreement (SLA)** are eligible for a free upgrade. No updates are being done without client appointment. BazePort 6.7 will be available for download via the Live Update section in BazePort Management Studio.



No redeploy is needed for upgrade to BazePort 6.7, when already on the BazePort 5.x or 6.x version. BazePort 3.x and 4.x users should contact BazePort Support (support@bazeport.com) before an attempt to upgrade.

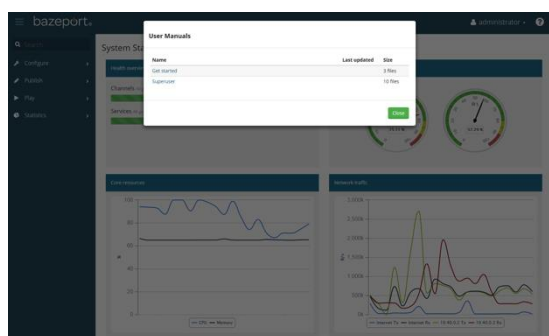
When the upgrade is applied on the server (via Management Studio - Live Update), the upgrade will deploy itself, either silently when CT units go idle, or by user when asked to accept upgrade.



It is always recommended that one thoroughly review these Release Notes prior to the installation or upgrade of this product.

12 USER MANUALS

Note that all user manuals for BazePort 6.7 are available in the BazePort Management Studio. Select the question mark icon in the upper right corner of the application.



13 DOCUMENTS COMMENTS

If you have any comments to this document, please email them to support@bazeport.com. Please include document title and version number.



CONFIDENTIALITY STATEMENT AND DISCLAIMER

This document contains Baze Technology AS confidential and proprietary information and is supplied to allow the customer to make an evaluation of BazePort product or service. This document (including any part) is not to be disclosed or transferred outside the customer's organisation without prior written consent from a duly authorised Baze Technology AS representative.